



Official Pre-Season Test : Phillip Island GP Circuit : Jan. 29 & 30

YMI AUSTRALIAN SUPERSPORT 300 CHAMPIONSHIP / YAMAHA MOTOR FINANCE R3 CUP

Practice 4

Date: 29/01/20
 Event: P15
 Weather: Sunny - Temp: 21.3C
 Track: Dry - Temp: 50.5C


Started at: 16:05:44
 Laps: 20 Min
 Starters: 22
 Printed at: 17:27

CLASSIFICATION

Pos	No	Name	Vehicle	Fastest Lap	On Lap	Behind Leader	Behind Prev	Top Speed
1	43	Harry KHOURI (NSW) / Excite M-sports / NSW Helicopters / AARK Suspension / Addicted to Track	Yamaha / Kawasaki	1:49.103	8 of 8			190
2	25	Luke JHONSTON (VIC) / Proworx / Bike Vault Castlemaine / The Grinning Dingo / Benweld	Kawasaki EX 400	1:49.152	9 of 11	.049	.049	189
3	121	Reece OUGHTRED (VIC) / Dynoverks	Yamaha R3 321	1:50.539	4 of 11	1.436	1.387	196
4	97	Peter NERLICH (VIC) / TCN Racing	Kawasaki EX 400	1:50.938	5 of 11	1.835	.399	195
5	68	Luke POWER (VIC) / Proworx / Blayney M-cycles / Well Sprung Susp. / Penrite / WRP Bridgestone	Kawasaki EX 400	1:51.067	4 of 10	1.964	.129	196
6	99	Jacob HATCH (NSW) / Motocity / Jekyl & Hyde / PTT Lubricants	Yamaha R3 321	1:51.072	4 of 10	1.969	.005	192
7	11	Brandon DEMMERY (NSW) / Gorilla Energy Drink / Yamaha / YRD	Yamaha R3 321	1:51.086	8 of 10	1.983	.014	189
8	69	Archie MCDONALD (NSW) / GTR Motostars Team / RS+C / Motostars / Doctor Mak / YRD / Motul / Pirelli	Yamaha R3 321	1:51.709	8 of 9	2.606	.623	195
9	36	Angus GRENFELL (VIC) / ABU Engineering	Yamaha R3 321	1:51.776	8 of 11	2.673	.067	193
10	78	Caleb GILMORE (NZ) / Metcher Motorsport	Yamaha R3 321	1:51.961	7 of 8	2.858	.185	189
11	355	Laura BROWN (NSW) / Bikebiz / The Bare Bird	Yamaha R3 321	1:52.177	9 of 10	3.074	.216	179
12	47	Zylas BUNTING (NSW) / Proworx / Blayney M-cycles / Well Sprung Susp. / Penrite / WRP Bridgestone	Kawasaki EX 400	1:52.327	4 of 10	3.224	.150	187
13	49	Jake FARNSWORTH (NSW) / Worth Race Developments / Hi-tec Oils / Kingsdene Automotive / Repco	Yamaha R3 321	1:53.367	10 of 10	4.264	1.040	183
14	88	Joseph MARINIELLO (VIC) / Proworx / Blayney M-cycles / Well Sprung Susp. / Penrite / WRP Bridgestone	Kawasaki EX 400	1:53.606	8 of 10	4.503	.239	190
15	56	Jesse WOODS (TAS) / Spectrum Paints / SPLAT / Bridgestone / D&W Watson Shipwright Services	Yamaha R3 321	1:54.172	8 of 11	5.069	.566	184
16	98	Cody VAN BERGEN (QLD) / Motocity / Jekyl & Hyde / PTT Lubricants	Yamaha R3 321	1:54.688	10 of 10	5.585	.516	182
17	17	Oliver SHORT (VIC) / MCA / Doyle and Shields / Racelines Raceglass / PTR	Yamaha R3 321	1:54.805	10 of 10	5.702	.117	185
18	16	James JACOBS (NSW) / Whites Racing Products / EK Chains	Kawasaki EX 400	1:55.018	9 of 10	5.915	.213	185
19	407	Jake SENIOR (VIC) / Proworx / Blayney M-cycles / Well Sprung Susp. / Penrite / WRP Bridgestone	Kawasaki EX 400	1:55.853	4 of 11	6.750	.835	188
20	21	Luca DURNING (NZ) / Addicted to Track Racing / Addicted To Track Racing	Yamaha R3 321	1:55.994	5 of 11	6.891	.141	192
21	52	Hannah STEWART (WA) / Lee Mechanical / WA Blasting & Diyhoisthire / Penrite / VRT Signs	Yamaha R3 321	1:59.585	9 of 10	10.482	3.591	179
22	38	David WILSON (VIC)	Kawasaki EX 400	2:01.540	4 of 4	12.437	1.955	168

Current qualifying record for SS300 class - 1:47.696 by Hunter FORD (NSW) on a Yamaha YZF-R3 set on 13/10/18

*** Sesion reduced from 25 minutes to 20 minutes due to earlier time delays ***



www.computime.com.au

COMPUTIME RACE TIMING SYSTEMS PTY LTD



Official Pre-Season Test : Phillip Island GP Circuit : Jan. 29 & 30

YMI AUSTRALIAN SUPERSPORT 300 CHAMPIONSHIP / YAMAHA MOTOR FINANCE R3 CUP

Practice 4

Date: 29/01/20
 Event: P15
 Weather: Sunny - Temp: 21.3C
 Track: Dry - Temp: 50.5C

Started at: 16:05:44
 Laps: 20 Min
 Starters: 22
 Printed at: 17:27

LAP TIMES

No	Name	Lap 1	Lap 2	Lap 3	Lap 4	Lap 5	Lap 6	Lap 7	Lap 8	Lap 9	Lap 10	Lap 11
11	Brandon DEMMERY (NSW)	2:14.116	1:55.178	1:53.035	1:51.991	1:51.618	1:51.977	1:51.298	1:51.086	4:05.856	2:07.198	
16	James JACOBS (NSW)	2:09.113	1:55.249	1:55.923	1:55.479	1:56.326	1:55.823	2:49.734	2:05.646	1:55.018	1:55.504	
17	Oliver SHORT (VIC)	2:08.114	1:57.238	1:57.246	1:56.221	1:56.388	1:56.202	1:56.730	1:55.339	1:55.503	1:54.805	
21	Luca DURNING (NZ)	2:10.185	1:57.874	1:56.368	1:56.439	1:55.994	1:56.133	1:57.556	1:56.489	1:57.274	1:56.373	1:56.424
25	Luke JHONSTON (VIC)	2:05.959	1:51.268	1:50.217	1:50.015	1:49.740	1:49.551	1:49.451	1:49.356	1:49.152	1:49.373	1:49.290
36	Angus GRENFELL (VIC)	2:06.695	1:58.106	1:54.074	1:51.840	1:52.573	1:52.168	1:53.152	1:51.776	1:52.416	1:54.220	1:54.365
38	David WILSON (VIC)	2:13.444	2:02.532	2:01.779	2:01.540							
43	Harry KHOURI (NSW)	2:01.397	1:51.754	1:50.808	1:50.473	2:34.941	1:57.874	1:49.953	1:49.103			
47	Zylas BUNTING (NSW)	2:06.398	2:04.140	1:58.606	1:52.327	1:52.886	1:59.516	1:53.239	2:27.114	2:01.732	1:53.832	
49	Jake FARNSWORTH (NSW)	2:04.895	1:55.004	1:54.160	2:28.643	2:04.610	1:54.824	1:55.232	1:54.592	1:54.624	1:53.367	
52	Hannah STEWART (WA)	2:18.138	2:02.163	1:59.910	2:00.958	2:00.496	2:00.908	2:00.879	2:01.286	1:59.585	1:59.985	
56	Jesse WOODS (TAS)	2:07.508	1:59.232	2:02.434	1:55.225	1:55.367	1:55.661	1:54.541	1:54.172	1:55.024	1:55.074	1:56.629
68	Luke POWER (VIC)	2:16.949	1:58.133	1:51.746	1:51.067	1:51.337	2:55.933	1:57.172	1:51.849	1:51.409	1:51.960	
69	Archie MCDONALD (NSW)	2:17.534	1:55.822	1:53.712	1:52.058	1:52.467	1:52.211	1:53.103	1:51.709	1:52.517		
78	Caleb GILMORE (NZ)	2:08.975	1:58.656	1:52.775	2:49.636	2:16.111	1:52.242	1:51.961	1:52.481			
88	Joseph MARINIELLO (VIC)	2:07.512	1:57.991	1:55.832	2:03.745	1:35.636	2:04.483	1:54.893	1:53.606	2:37.873	2:01.228	
97	Peter NERLICH (VIC)	2:16.669	1:56.751	1:53.301	1:51.364	1:50.938	1:53.823	1:55.230	1:51.673	2:04.390	1:52.509	1:52.538
98	Cody VAN BERGEN (QLD)	2:08.509	1:55.863	1:56.232	1:56.093	1:55.924	1:55.628	1:55.146	1:54.832	1:54.915	1:54.688	
99	Jacob HATCH (NSW)	2:07.424	1:57.555	1:52.624	1:51.072	1:51.609	1:53.315	1:54.113	1:52.891	2:05.400	2:33.481	
121	Reece OUGHTRED (VIC)	2:14.869	1:55.710	1:53.225	1:50.539	1:51.414	1:54.729	1:52.678	2:07.637	2:04.245	1:54.346	1:55.192
355	Laura BROWN (NSW)	2:05.569	1:54.809	1:54.529	1:54.007	1:53.938	1:55.093	2:06.846	1:54.164	1:52.177	1:53.120	
407	Jake SENIOR (VIC)	2:09.112	1:59.898	1:58.658	1:55.853	1:56.812	1:56.552	1:56.363	1:57.995	1:57.120	1:55.956	1:56.753

*** Sesion reduced from 25 minutes to 20 minutes due to earlier time delays ***



Chief Timekeeper - Scott Laine

Tom Williams

Clerk of Course - Tom Williams



www.computime.com.au

COMPUTIME RACE TIMING SYSTEMS PTY LTD



Official Pre-Season Test : Phillip Island GP Circuit : Jan. 29 & 30

YMI AUSTRALIAN SUPERSPORT 300 CHAMPIONSHIP / YAMAHA MOTOR FINANCE R3 CUP

Practice 4

Date: 29/01/20
 Event: P15
 Weather: Sunny - Temp: 21.3C
 Track: Dry - Temp: 50.5C

Started at: 16:05:44
 Laps: 20 Min
 Starters: 22
 Printed at: 17:27

SPLIT TIMES

Lap	Split 1	Split 2	Split 3	Split 4	Lap Time	Spd	Lap	Split 1	Split 2	Split 3	Split 4	Lap Time	Spd
11 Brandon DEMMERY (NSW) (7th)							10	28.072	34.148	22.150	32.003	1:56.373	181
1	40.734	36.994	23.176	33.212	2:14.116 P		11	27.372	34.029	22.213	32.810	1:56.424	185
2	28.365	33.481	21.717	31.615	1:55.178	178	25 Luke JHONSTON (VIC) (2nd)						
3	27.316	32.918	21.551	31.250	1:53.035	181	1	38.472	34.104	21.821	31.562	2:05.959 P	
4	27.357	32.585	21.227	30.822	1:51.991	185	2	26.974	32.526	20.975	30.793	1:51.268	187
5	26.894	32.398	21.284	31.042	1:51.618	189	3	26.611	32.153	20.871	30.582	1:50.217	187
6	26.951	32.533	21.304	31.189	1:51.977	184	4	26.614	32.028	20.724	30.649	1:50.015	188
7	26.847	32.271	21.240	30.940	1:51.298	182	5	26.415	31.959	20.826	30.540	1:49.740	188
8	26.888	32.324	21.092	30.782	1:51.086	182	6	26.418	31.977	20.695	30.461	1:49.551	188
9	26.778	50.983	28.408	2:19.687	4:05.856	183	7	26.328	31.994	20.700	30.429	1:49.451	189
10	39.134	34.497	21.774	31.793	2:07.198 P		8	26.274	31.964	20.681	30.437	1:49.356	189
16 James JACOBS (NSW) (18th)							9	26.237	31.785	20.804	30.326	1:49.152	189
1	38.620	34.916	23.095	32.482	2:09.113 P		10	26.165	32.140	20.704	30.364	1:49.373	189
2	27.812	33.134	22.159	32.144	1:55.249	184	11	26.174	31.751	20.673	30.692	1:49.290	188
3	28.274	33.474	22.004	32.171	1:55.923	176	36 Angus GRENFELL (VIC) (9th)						
4	28.156	33.155	21.860	32.308	1:55.479	175	1	36.082	34.686	23.797	32.130	2:06.695 P	
5	28.185	33.657	22.153	32.331	1:56.326	176	2	27.370	33.017	24.061	33.658	1:58.106	184
6	28.182	33.990	21.843	31.808	1:55.823	175	3	27.838	33.753	21.426	31.057	1:54.074	189
7	27.386	32.710	21.840	1:27.798	2:49.734	185	4	26.963	32.891	21.190	30.796	1:51.840	193
8	38.001	33.559	22.006	32.080	2:05.646 P		5	27.314	32.884	21.286	31.089	1:52.573	187
9	27.883	33.308	21.918	31.909	1:55.018	175	6	27.192	32.690	21.419	30.867	1:52.168	184
10	28.062	33.237	21.968	32.237	1:55.504	178	7	27.406	32.956	21.494	31.296	1:53.152	187
17 Oliver SHORT (VIC) (17th)							8	27.341	32.639	21.144	30.652	1:51.776	186
1	38.458	34.964	22.674	32.018	2:08.114 P		9	27.491	32.750	21.138	31.037	1:52.416	179
2	28.247	34.148	22.550	32.293	1:57.238	185	10	27.626	32.859	21.398	32.337	1:54.220	180
3	28.383	34.097	22.519	32.247	1:57.246	171	11	28.041	33.018	21.561	31.745	1:54.365	178
4	27.936	33.504	22.291	32.490	1:56.221	173	38 David WILSON (VIC) (22th)						
5	28.130	34.008	21.949	32.301	1:56.388	169	1	39.596	36.062	23.165	34.621	2:13.444 P	
6	27.864	33.824	22.182	32.332	1:56.202	185	2	29.632	35.663	22.989	34.248	2:02.532	166
7	28.444	33.794	22.012	32.480	1:56.730	171	3	28.995	35.689	23.328	33.767	2:01.779	168
8	27.517	33.339	22.057	32.426	1:55.339	177	4	29.526	35.219	23.002	33.793	2:01.540	168
9	28.123	33.429	21.799	32.152	1:55.503	170	43 Harry KHOURI (NSW) (1st)						
10	27.791	33.360	21.565	32.089	1:54.805	179	1	35.341	33.487	21.393	31.176	2:01.397 P	
21 Luca DURNING (NZ) (20th)							2	27.013	32.768	21.130	30.843	1:51.754	183
1	39.012	35.242	22.432	33.499	2:10.185 P		3	26.794	32.255	20.959	30.800	1:50.808	184
2	27.987	33.868	23.394	32.625	1:57.874	191	4	26.846	32.186	20.769	30.672	1:50.473	188
3	28.180	33.909	21.872	32.407	1:56.368	192	5	26.563	32.089	20.961	1:15.328	2:34.941	188
4	27.907	34.125	22.087	32.320	1:56.439	187	6	34.021	32.234	20.968	30.651	1:57.874 P	
5	27.891	33.672	22.018	32.413	1:55.994	184	7	26.572	32.107	20.793	30.481	1:49.953	184
6	28.091	34.270	21.743	32.029	1:56.133	186	8	26.460	31.774	20.749	30.120	1:49.103	186
7	28.265	34.661	22.050	32.580	1:57.556	182	47 Zylas BUNTING (NSW) (12th)						
8	27.674	33.879	22.376	32.560	1:56.489	183							
9	28.448	34.246	22.245	32.335	1:57.274	179							

Scott Laine

Tom Williams



Chief Timekeeper - Scott Laine

Clerk of Course - Tom Williams



www.computime.com.au

COMPUTIME RACE TIMING SYSTEMS PTY LTD



Official Pre-Season Test : Phillip Island GP Circuit : Jan. 29 & 30

YMI AUSTRALIAN SUPERSPORT 300 CHAMPIONSHIP / YAMAHA MOTOR FINANCE R3 CUP

Practice 4

Date: 29/01/20
 Event: P15
 Weather: Sunny - Temp: 21.3C
 Track: Dry - Temp: 50.5C

Started at: 16:05:44
 Laps: 20 Min
 Starters: 22
 Printed at: 17:27

SPLIT TIMES

Lap	Split 1	Split 2	Split 3	Split 4	Lap Time	Spd	Lap	Split 1	Split 2	Split 3	Split 4	Lap Time	Spd
1	38.258	34.501	21.855	31.784	2:06.398 P		11	28.075	33.889	21.859	32.806	1:56.629	179
2	28.217	34.405	26.001	35.517	2:04.140	174							
3	29.770	36.463	21.456	30.917	1:58.606	167	68 Luke POWER (VIC) (5th)						
4	27.116	32.724	21.412	31.075	1:52.327	187	1	37.659	46.054	21.290	31.946	2:16.949 P	
5	27.422	32.760	21.300	31.404	1:52.886	181	2	26.511	33.192	26.165	32.265	1:58.133	190
6	27.636	37.121	22.844	31.915	1:59.516	187	3	27.027	33.121	21.013	30.585	1:51.746	196
7	27.129	32.604	21.368	32.138	1:53.239	185	4	26.516	32.527	21.112	30.912	1:51.067	187
8	27.548	33.132	22.225	1:04.209	2:27.114	181	5	26.602	32.577	21.223	30.935	1:51.337	188
9	34.213	33.979	21.830	31.710	2:01.732 P		6	27.306	2:28.627			2:55.933	186
10	28.178	33.066	21.485	31.103	1:53.832	173	7	32.023	32.614	21.368	31.167	1:57.172 P	
							8	26.878	32.660	21.259	31.052	1:51.849	180
							9	26.617	32.507	21.330	30.955	1:51.409	182
49 Jake FARNSWORTH (NSW) (13th)							10	27.035	32.560	21.240	31.125	1:51.960	184
1	36.878	34.176	22.095	31.746	2:04.895 P								
2	27.919	33.450	21.737	31.898	1:55.004	179	69 Archie MCDONALD (NSW) (8th)						
3	27.948	33.024	21.716	31.472	1:54.160	176	1	37.349	47.148	21.514	31.523	2:17.534 P	
4	27.823	33.088	21.516	1:06.216	2:28.643	180	2	27.103	32.954	22.667	33.098	1:55.822	190
5	34.977	36.124	21.740	31.769	2:04.610 P		3	27.601	33.679	21.423	31.009	1:53.712	195
6	27.473	33.581	22.069	31.701	1:54.824	181	4	26.949	32.672	21.486	30.951	1:52.058	190
7	28.259	33.150	21.934	31.889	1:55.232	173	5	26.860	32.771	21.419	31.417	1:52.467	189
8	27.795	33.431	21.784	31.582	1:54.592	181	6	27.258	32.656	21.298	30.999	1:52.211	184
9	27.741	33.476	21.802	31.605	1:54.624	175	7	27.249	32.589	21.881	31.384	1:53.103	191
10	27.390	32.988	21.572	31.417	1:53.367	183	8	27.178	32.451	21.149	30.931	1:51.709	185
							9	27.088	32.676	21.343	31.410	1:52.517	186
52 Hannah STEWART (WA) (21th)													
1	43.732	36.689	23.899	33.818	2:18.138 P		78 Caleb GILMORE (NZ) (10th)						
2	30.148	35.411	22.841	33.763	2:02.163	177	1	38.858	35.365	22.739	32.013	2:08.975 P	
3	29.159	35.263	22.704	32.784	1:59.910	177	2	27.795	33.573	24.971	32.317	1:58.656	183
4	29.436	35.395	22.680	33.447	2:00.958	179	3	26.904	32.986	21.392	31.493	1:52.775	189
5	28.823	35.303	23.013	33.357	2:00.496	177	4	27.406	32.664	21.015	1:28.551	2:49.636	186
6	29.516	35.268	22.622	33.502	2:00.908	175	5	50.421	32.915	21.430	31.345	2:16.111 P	
7	29.714	35.137	22.878	33.150	2:00.879	174	6	27.355	32.936	21.395	30.556	1:52.242	181
8	29.607	35.097	23.332	33.250	2:01.286	174	7	26.607	32.404	21.741	31.209	1:51.961	188
9	28.889	34.875	22.578	33.243	1:59.585	174	8	27.240	32.619	21.385	31.237	1:52.481	182
10	29.253	34.992	22.676	33.064	1:59.985	176							
56 Jesse WOODS (TAS) (15th)							88 Joseph MARINIELLO (VIC) (14th)						
1	38.324	34.518	22.584	32.082	2:07.508 P		1	38.555	34.960	22.118	31.879	2:07.512 P	
2	28.401	35.127	23.069	32.635	1:59.232	173	2	27.990	34.335	23.077	32.589	1:57.991	189
3	28.407	39.536	22.235	32.256	2:02.434	184	3	27.782	34.112	22.019	31.919	1:55.832	184
4	27.871	33.821	21.641	31.892	1:55.225	184	4	28.005	42.181	21.744	31.815	2:03.745	180
5	27.783	33.753	21.853	31.978	1:55.367	182	5	27.561	1:08.075			1:35.636	184
6	27.987	33.787	21.856	32.031	1:55.661	179	6	37.240	34.209	21.537	31.497	2:04.483 P	
7	27.549	33.196	21.662	32.134	1:54.541	183	7	28.107	33.642	21.776	31.368	1:54.893	181
8	27.655	33.098	21.640	31.779	1:54.172	181	8	27.341	33.179	21.621	31.465	1:53.606	190
9	27.661	33.874	21.829	31.660	1:55.024	182	9	28.587	51.603	23.338	54.345	2:37.873	182
10	27.661	33.426	21.650	32.337	1:55.074	178	10	34.607	33.430	21.685	31.506	2:01.228 P	


Scott Laine

Tom Williams



Chief Timekeeper - Scott Laine

Clerk of Course - Tom Williams



www.computime.com.au

COMPUTIME RACE TIMING SYSTEMS PTY LTD



Official Pre-Season Test : Phillip Island GP Circuit : Jan. 29 & 30

YMI AUSTRALIAN SUPERSPORT 300 CHAMPIONSHIP / YAMAHA MOTOR FINANCE R3 CUP

Practice 4

Date: 29/01/20
 Event: P15
 Weather: Sunny - Temp: 21.3C
 Track: Dry - Temp: 50.5C

Started at: 16:05:44
 Laps: 20 Min
 Starters: 22
 Printed at: 17:27

SPLIT TIMES

Lap	Split 1	Split 2	Split 3	Split 4	Lap Time	Spd	Lap	Split 1	Split 2	Split 3	Split 4	Lap Time	Spd
97 Peter NERLICH (VIC) (4th)							2	<u>26.820</u>	32.871	23.336	32.683	1:55.710	187
1	37.718	45.860	21.579	31.512	2:16.669 P		3	27.516	34.219	21.014	30.476	1:53.225	177
2	27.379	32.929	23.903	32.540	1:56.751	192	4	27.024	32.264	20.813	30.438	1:50.539	196
3	27.074	32.983	21.655	31.589	1:53.301	189	5	27.231	32.377	21.029	30.777	1:51.414	185
4	<u>26.796</u>	32.501	21.250	30.817	1:51.364	190	6	27.732	33.184	21.382	32.431	1:54.729	188
5	26.960	<u>32.428</u>	<u>21.019</u>	<u>30.531</u>	<u>1:50.938</u>	195	7	27.616	32.559	21.370	31.133	1:52.678	179
6	27.465	33.667	21.491	31.200	1:53.823	187	8	27.764	46.876	21.737	31.260	2:07.637	176
7	26.875	32.984	23.789	31.582	1:55.230	191	9	28.511	42.300	21.930	31.504	2:04.245	178
8	26.858	32.895	21.190	30.730	1:51.673	188	10	27.900	33.220	21.676	31.550	1:54.346	175
9	27.159	44.388	21.436	31.407	2:04.390	184	11	28.177	33.177	21.484	32.354	1:55.192	174
10	27.113	32.973	21.414	31.009	1:52.509	182							
11	27.048	32.940	21.392	31.158	1:52.538	182	355 Laura BROWN (NSW) (11th)						
							1	36.953	34.187	22.262	32.167	2:05.569 P	
							2	28.182	33.503	21.648	31.476	1:54.809	173
98 Cody VAN BERGEN (QLD) (16th)							3	28.049	33.282	21.579	31.619	1:54.529	174
1	38.768	34.901	22.423	32.417	2:08.509 P		4	27.866	32.960	21.515	31.666	1:54.007	174
2	27.945	33.674	22.004	32.240	1:55.863	178	5	27.714	33.122	21.517	31.585	1:53.938	175
3	28.076	33.658	22.172	32.326	1:56.232	179	6	27.874	32.870	21.413	32.936	1:55.093	175
4	28.290	33.542	21.977	32.284	1:56.093	178	7	29.488	35.212	29.700	32.446	2:06.846	156
5	28.154	33.649	21.937	32.184	1:55.924	178	8	27.678	32.963	21.520	32.003	1:54.164	176
6	28.186	33.572	21.857	32.013	1:55.628	176	9	<u>27.269</u>	<u>32.613</u>	<u>21.201</u>	31.094	<u>1:52.177</u>	179
7	28.060	33.655	21.889	<u>31.542</u>	1:55.146	174	10	27.802	32.889	21.562	<u>30.867</u>	1:53.120	179
8	28.172	<u>33.245</u>	21.871	31.544	1:54.832	179							
9	<u>27.529</u>	33.923	21.767	31.696	1:54.915	182	407 Jake SENIOR (VIC) (19th)						
10	27.764	33.503	<u>21.598</u>	31.823	<u>1:54.688</u>	182	1	37.774	35.504	22.468	33.366	2:09.112 P	
99 Jacob HATCH (NSW) (6th)							2	28.868	35.391	22.249	33.390	1:59.898	178
1	36.347	36.697	22.144	32.236	2:07.424 P		3	28.563	35.371	22.537	32.187	1:58.658	180
2	27.921	33.074	23.842	32.718	1:57.555	178	4	27.771	33.936	21.899	32.247	<u>1:55.853</u>	183
3	27.031	33.804	21.284	<u>30.505</u>	1:52.624	188	5	28.089	34.016	22.087	32.620	1:56.812	180
4	<u>26.774</u>	32.551	21.070	30.677	<u>1:51.072</u>	188	6	27.934	34.310	<u>21.865</u>	32.443	1:56.552	180
5	27.326	<u>32.362</u>	<u>20.968</u>	30.953	1:51.609	186	7	28.040	<u>33.807</u>	22.000	32.516	1:56.363	182
6	27.346	32.910	21.488	31.571	1:53.315	192	8	28.338	34.993	22.100	32.564	1:57.995	178
7	27.629	32.733	21.787	31.964	1:54.113	173	9	27.905	34.945	22.202	<u>32.068</u>	1:57.120	184
8	27.108	32.985	21.463	31.335	1:52.891	183	10	<u>27.580</u>	34.233	21.975	32.168	1:55.956	188
9	27.627	32.985	31.836	32.952	2:05.400	174	11	28.012	34.084	22.091	32.566	1:56.753	177
10	28.624	1:10.631	22.147	32.079	2:33.481	159							
121 Reece OUGHTRED (VIC) (3rd)													
1	35.345	46.764	21.692	31.068	2:14.869 P								


*** Sesion reduced from 25 minutes to 20 minutes due to earlier time delays ***



Chief Timekeeper - Scott Lain

www.computime.com.au

COMPUTIME RACE TIMING SYSTEMS PTY LTD



Clerk of Course - Tom Williams



Official Pre-Season Test : Phillip Island GP Circuit : Jan. 29 & 30

YMI AUSTRALIAN SUPERSPORT 300 CHAMPIONSHIP / YAMAHA MOTOR FINANCE R3 CUP

Practice 4

Date: 29/01/20
 Event: P15
 Weather: Sunny - Temp: 21.3C
 Track: Dry - Temp: 50.5C

Started at: 16:05:44
 Laps: 20 Min
 Starters: 22
 Printed at: 17:27

FASTEST LAPS SEQUENCE

Race Time	No	Name	Machine	Fastest Lap	On Lap
2:14.582	25	Luke JHONSTON (VIC)	Kawasaki EX 400	2:05.959	1
2:23.480	49	Jake FARNSWORTH (NSW)	Yamaha R3 321	2:04.895	1
2:48.538	43	Harry KHOURI (NSW)	Yamaha / Kawasaki	2:01.397	1
4:05.850	25	Luke JHONSTON (VIC)	Kawasaki EX 400	1:51.268	2
5:56.067	25	Luke JHONSTON (VIC)	Kawasaki EX 400	1:50.217	3
7:46.082	25	Luke JHONSTON (VIC)	Kawasaki EX 400	1:50.015	4
9:35.822	25	Luke JHONSTON (VIC)	Kawasaki EX 400	1:49.740	5
11:25.373	25	Luke JHONSTON (VIC)	Kawasaki EX 400	1:49.551	6
13:14.824	25	Luke JHONSTON (VIC)	Kawasaki EX 400	1:49.451	7
15:04.180	25	Luke JHONSTON (VIC)	Kawasaki EX 400	1:49.356	8
16:33.444	43	Harry KHOURI (NSW)	Yamaha / Kawasaki	1:49.103	8

*** Sesion reduced from 25 minutes to 20 minutes due to earlier time delays ***



Chief Timekeeper - Scott Lain

Clerk of Course - Tom Williams



www.computime.com.au

COMPUTIME RACE TIMING SYSTEMS PTY LTD



Official Pre-Season Test : Phillip Island GP Circuit : Jan. 29 & 30

YMI AUSTRALIAN SUPERSPORT 300 CHAMPIONSHIP / YAMAHA MOTOR FINANCE R3 CUP

Practice 4

Date: 29/01/20
 Event: P15
 Weather: Sunny - Temp: 21.3C
 Track: Dry - Temp: 50.5C

Started at: 16:05:44
 Laps: 20 Min
 Starters: 22
 Printed at: 17:27

BEST PARTIAL TIMES

Pos	Split 1		Split 2		Split 3		Split 4		LAP		Ideal	Fastest
	Name	Time	Name	Time	Name	Time	Name	Time	Name			
1	L. JHONSTON	26.165	L. JHONSTON	31.751	L. JHONSTON	20.673	H. KHOURI	30.120	L. JHONSTON	1:48.915	1:49.152	
2	H. KHOURI	26.460	H. KHOURI	31.774	H. KHOURI	20.749	L. JHONSTON	30.326	H. KHOURI	1:49.103	1:49.103	
3	L. POWER	26.511	R. OUGHTRE	32.264	R. OUGHTRE	20.813	R. OUGHTRE	30.438	R. OUGHTRE	1:50.335	1:50.539	
4	C. GILMORE	26.607	B. DEMMERY	32.271	J. HATCH	20.968	J. HATCH	30.505	C. GILMORE	1:50.582	1:51.961	
5	J. HATCH	26.774	J. HATCH	32.362	L. POWER	21.013	P. NERLICH	30.531	J. HATCH	1:50.609	1:51.072	
6	B. DEMMERY	26.778	C. GILMORE	32.404	C. GILMORE	21.015	C. GILMORE	30.556	L. POWER	1:50.616	1:51.067	
7	P. NERLICH	26.796	P. NERLICH	32.428	P. NERLICH	21.019	L. POWER	30.585	P. NERLICH	1:50.774	1:50.938	
8	R. OUGHTRE	26.820	A. MCDONAL	32.451	B. DEMMERY	21.092	A. GRENFELL	30.652	B. DEMMERY	1:50.923	1:51.086	
9	A. MCDONAL	26.860	L. POWER	32.507	A. GRENFELL	21.138	B. DEMMERY	30.782	A. MCDONAL	1:51.391	1:51.709	
10	A. GRENFELL	26.963	Z. BUNTING	32.604	A. MCDONAL	21.149	L. BROWN	30.867	A. GRENFELL	1:51.392	1:51.776	
11	Z. BUNTING	27.116	L. BROWN	32.613	L. BROWN	21.201	Z. BUNTING	30.917	Z. BUNTING	1:51.937	1:52.327	
12	L. BROWN	27.269	A. GRENFELL	32.639	Z. BUNTING	21.300	A. MCDONAL	30.931	L. BROWN	1:51.950	1:52.177	
13	J. MARINIELL	27.341	J. JACOBS	32.710	J. FARNSWO	21.516	J. MARINIELL	31.368	J. FARNSWO	1:53.311	1:53.367	
14	L. DURNING	27.372	J. FARNSWO	32.988	J. MARINIELL	21.537	J. FARNSWO	31.417	J. MARINIELL	1:53.425	1:53.606	
15	J. JACOBS	27.386	J. WOODS	33.098	O. SHORT	21.565	C. VAN BERG	31.542	J. JACOBS	1:53.744	1:55.018	
16	J. FARNSWO	27.390	J. MARINIELL	33.179	C. VAN BERG	21.598	J. WOODS	31.660	C. VAN BERG	1:53.914	1:54.688	
17	O. SHORT	27.517	C. VAN BERG	33.245	J. WOODS	21.640	J. JACOBS	31.808	J. WOODS	1:53.947	1:54.172	
18	C. VAN BERG	27.529	O. SHORT	33.339	L. DURNING	21.743	L. DURNING	32.003	O. SHORT	1:54.439	1:54.805	
19	J. WOODS	27.549	L. DURNING	33.672	J. JACOBS	21.840	O. SHORT	32.018	L. DURNING	1:54.790	1:55.994	
20	J. SENIOR	27.580	J. SENIOR	33.807	J. SENIOR	21.865	J. SENIOR	32.068	J. SENIOR	1:55.320	1:55.853	
21	H. STEWART	28.823	H. STEWART	34.875	H. STEWART	22.578	H. STEWART	32.784	H. STEWART	1:59.060	1:59.585	
22	D. WILSON	28.995	D. WILSON	35.219	D. WILSON	22.989	D. WILSON	33.767	D. WILSON	2:00.970	2:01.540	

*** Sesion reduced from 25 minutes to 20 minutes due to earlier time delays ***




Chief Timekeeper - Scott Laine

www.computime.com.au

COMPUTIME RACE TIMING SYSTEMS PTY LTD

Tom Williams

Clerk of Course - Tom Williams





Official Pre-Season Test : Phillip Island GP Circuit : Jan. 29 & 30

YMI AUSTRALIAN SUPERSPORT 300 CHAMPIONSHIP / YAMAHA MOTOR FINANCE R3 CUP Combined Day 1 Practices

MERGED CLASSIFICATION

Date: 29/01/20

Printed at: 17:27

Pos	No	Name	Machine	Event P03	Event P07	Event P11	Event P15	Fastest Lap
1	43	Harry KHOURI (NSW) / Excite M-sports / NSW Helicopters / AARK Suspension / Addicted to Track	Yamaha / Kawasaki	1:49.828	1:49.501	1:49.024	1:49.103	1:49.024
2	25	Luke JHONSTON (VIC) / Proworx / Bike Vault Castlemaine / The Grinning Dingo / Benweld	Kawasaki EX 400	1:50.604	1:49.213	1:49.704	1:49.152	1:49.152
3	68	Luke POWER (VIC) / Proworx / Blayney M-cycles / Well Sprung Susp. / Penrite / WRP Bridgestone	Kawasaki EX 400	1:51.338	1:50.213	1:51.054	1:51.067	1:50.213
4	121	Reece OUGHTRED (VIC) / Dynoverks	Yamaha R3 321	1:51.360	1:50.998	1:51.327	1:50.539	1:50.539
5	97	Peter NERLICH (VIC) / TCN Racing	Kawasaki EX 400	1:52.453	1:51.928	1:51.926	1:50.938	1:50.938
6	99	Jacob HATCH (NSW) / Motocity / Jekyl & Hyde / PTT Lubricants	Yamaha R3 321	1:53.700	1:52.156	1:52.148	1:51.072	1:51.072
7	11	Brandon DEMMERY (NSW) / Gorilla Energy Drink / Yamaha / YRD	Yamaha R3 321	1:52.741	1:52.189	1:52.284	1:51.086	1:51.086
8	69	Archie MCDONALD (NSW) / GTR Motostars Team / RS+C / Motostars / Doctor Mak / YRD / Motul / Pirelli	Yamaha R3 321	1:51.216	1:52.211	1:52.096	1:51.709	1:51.216
9	78	Caleb GILMORE (NZ) / Metcher Motorsport	Yamaha R3 321	1:54.761	1:52.063	1:51.427	1:51.961	1:51.427
10	27	Jack HYDE (NSW) / SSS Developments	Yamaha R3 321	1:53.109	1:51.619			1:51.619
11	36	Angus GRENFELL (VIC) / ABU Engineering	Yamaha R3 321	1:54.428	1:52.271	1:52.252	1:51.776	1:51.776
12	47	Zylas BUNTING (NSW) / Proworx / Blayney M-cycles / Well Sprung Susp. / Penrite / WRP Bridgestone	Kawasaki EX 400	1:52.870	1:52.515	1:51.828	1:52.327	1:51.828
13	355	Laura BROWN (NSW) / Bikebiz / The Bare Bird	Yamaha R3 321	1:53.256	1:52.242	1:52.491	1:52.177	1:52.177
14	49	Jake FARNSWORTH (NSW) / Worth Race Developments / Hi-tec Oils / Kingsdene Automotive / Repco	Yamaha R3 321	1:55.612	1:52.911	1:52.645	1:53.367	1:52.645
15	56	Jesse WOODS (TAS) / Spectrum Paints / SPLAT / Bridgestone / D&W Watson Shipwright Services	Yamaha R3 321	1:53.542	1:53.463	1:53.961	1:54.172	1:53.463
16	88	Joseph MARINIELLO (VIC) / Proworx / Blayney M-cycles / Well Sprung Susp. / Penrite / WRP Bridgestone	Kawasaki EX 400	2:21.683	1:54.002	1:53.815	1:53.606	1:53.606
17	16	James JACOBS (NSW) / Whites Racing Products / EK Chains	Kawasaki EX 400	1:56.259	1:54.590	1:53.726	1:55.018	1:53.726
18	407	Jake SENIOR (VIC) / Proworx / Blayney M-cycles / Well Sprung Susp. / Penrite / WRP Bridgestone	Kawasaki EX 400	1:54.544	1:54.151	1:53.898	1:55.853	1:53.898
19	98	Cody VAN BERGEN (QLD) / Motocity / Jekyl & Hyde / PTT Lubricants	Yamaha R3 321	1:58.547	1:53.907	1:54.500	1:54.688	1:53.907
20	17	Oliver SHORT (VIC) / MCA / Doyle and Shields / Racelines Raceglass / PTR	Yamaha R3 321	1:59.845	1:54.633	1:55.092	1:54.805	1:54.633
21	21	Luca DURNING (NZ) / Addicted to Track Racing / Addicted To Track Racing	Yamaha R3 321	2:01.621	1:57.185	1:57.821	1:55.994	1:55.994
22	45	Jamie PORT (VIC) / Yamaha / AGV / Pirelli / Motul / Ricondi	Yamaha R3 321	2:03.685		1:56.456		1:56.456
23	52	Hannah STEWART (WA) / Lee Mechanical / WA Blasting & Diyhoisthire / Penrite / VRT Signs	Yamaha R3 321	2:02.387	1:58.462	2:00.189	1:59.585	1:58.462
24	38	David WILSON (VIC)	Kawasaki EX 400	2:01.380	2:01.301	2:00.443	2:01.540	2:00.443
25	77	Sam DAVIS (VIC)	Yamaha R3 321	2:00.834				2:00.834

Scott

Tom Williams



Chief Timekeeper - Scott Lain

Clerk of Course - Tom Williams



www.computime.com.au

COMPUTIME RACE TIMING SYSTEMS PTY LTD